


2024 ROOTSTECH CONFERENCE

BEST TIPS



FEB 29 TO
MAR 2



DENYSE ALLEN

PA ANCESTORS

✉ hello@paancestors.com



Android

Download the
App Now

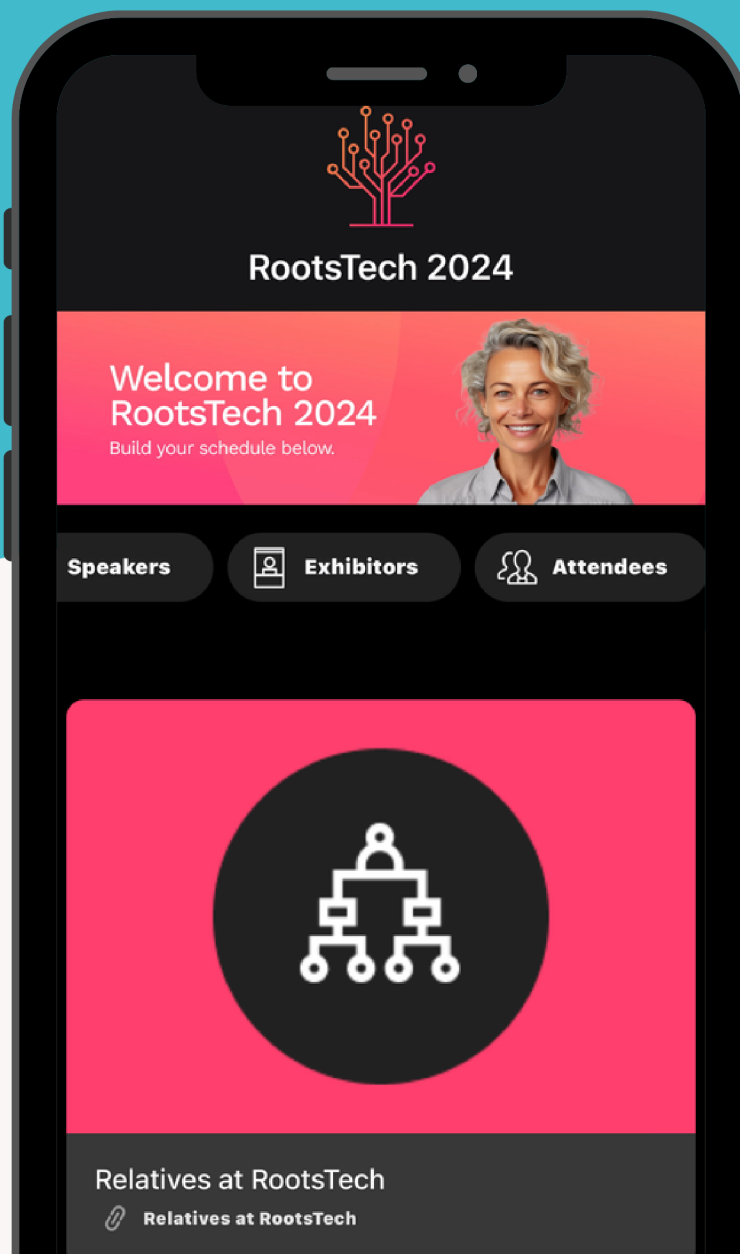


iOS

Download the
App Now

Download the RootsTech App

Simplest way to make your
schedule and connect with
conference attendees



Cousin Collaboration

Relatives at RootsTech Guide



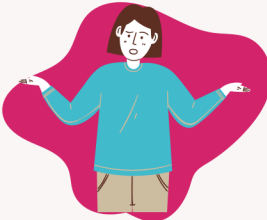
Start with a Warm Introduction

"Hello! I'm [Your Name], and I recently discovered we're cousins through [Ancestor's Name]. I'm thrilled to connect with you and share our family's history!"



Mention Common Ancestors

"I noticed we both descend from [Ancestor's Name]. I have some information about them and would love to compare notes!"



Respect Privacy

Be mindful of sharing sensitive information. Always ask for permission before sharing personal details or stories about living family members.



Establish Common Goals

Discuss what you both hope to achieve in your genealogy research and how you can support each other's goals.



Create a Shared Project

Propose a specific project, such as tracing the lineage of a mutual ancestor or compiling a family history book. Set-up a virtual meeting or phone call to discuss findings and research together.



RootsTech 2024

Make your Ideal Schedule

1

By Time Slot: Use the RootsTech mobile app to view sessions by time slot. Choose the calendar icon, then choose a slot to search.

2

By Topic: Use variations of the name of the topic you want. Example: Irish, Ireland, Scots Irish, UK, U.K., United Kingdom. Names and tags can really vary!

3

By Speaker: Type in a person's first or last name in the search box. See a list of all the sessions they are featured in, then click to add to schedule.