



## The Lord's Prayer: 5-Lesson Curriculum for Kids

Teaching kids about prayer can be a daunting task. But it doesn't have to be!

This 5-lesson series is perfect for teaching kids about prayer. Each lesson is designed to keep kids' attention, help them understand God's Word, and engage them with the Gospel of Jesus Christ. The curriculum includes Bible lessons, activities, coloring pages, and worksheets to help kids learn the model prayer of Jesus - the Lord's Prayer.

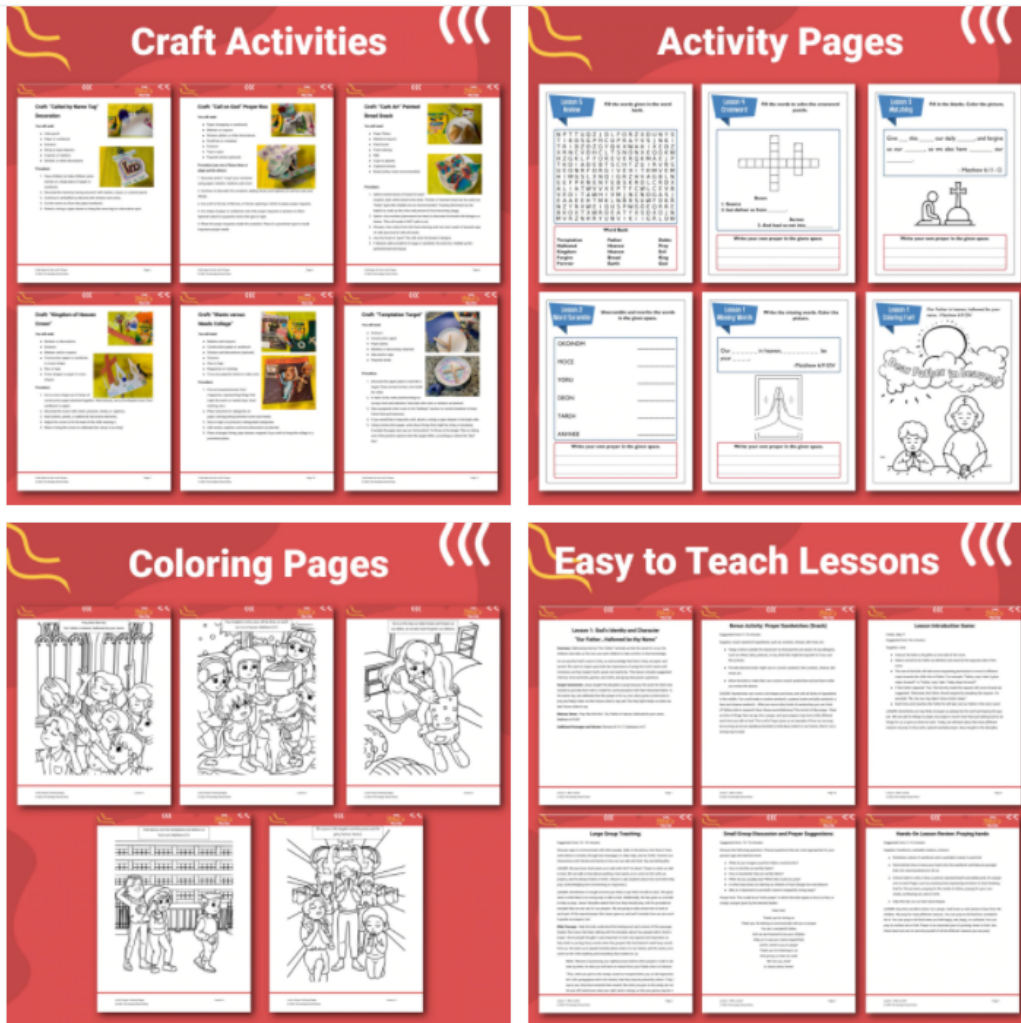

You'll love how easy this curriculum makes it to teach your kids about prayer. The lessons are interactive and engaging, so your kids will want to learn more about what God has to say in His Word. And they'll get excited about praying themselves once they see how simple and powerful prayer can be when done according to Jesus' example.

You are viewing the free sample lesson with the complete teaching material from the first week of this study. To purchase the full 5-lesson curriculum on our website:

<https://sundayschool.store/products/the-lord-s-prayer-5-lesson-sunday-school-curriculum-for-kids>

## 5-Week Curriculum Outline:

- Lesson 1: Who is God? "Our Father...Hallowed be thy Name"
- Lesson 2 Two: God's Kingdom and Will "Thy Kingdom Come...On Earth as it is in Heaven"
- Lesson 3: God's Provision and Forgiveness "Give us and Forgive Us"
- Lesson 4: God Delivers, but Doesn't Tempt "Lead us Not...but Deliver Us"
- Lesson 5: God is King forever and ever amen.



Children who grow up immersed in Christian teaching have likely heard of the importance of prayer, and are probably familiar with the Lord's Prayer. However, they might not understand the significance of the words in this prayer. They might not quite grasp just how and why we pray. Prayer is a beautiful gift of communication given to us by God, our loving heavenly Father. We don't have to use the exact words of this prayer, but we can rejoice and give thanks that God calls us His own and that He wants us to know Him deeply, even while He is holy beyond comprehension.

You are viewing the free sample lesson with the complete teaching material from the first week of this study. To purchase the full 5-lesson curriculum on our website:

<https://sundayschool.store/products/the-lord-s-prayer-5-lesson-sunday-school-curriculum-for-kids>

## About the Author

**Kristin Schmidt** is a curriculum writer, who serves at the Epiphany Lutheran Church in Castle Rock, CO. She has shared her teaching gifts through *Ministry-To-Children* since 2014 and now serves as our lead curriculum writer.

Kristin is passionate about creatively communicating Christ's love to people of all ages. She wants to help others understand how powerful and exciting God's Word is.

Kristin has a professional background in elementary and pre-school education. A graduate of Biola University, she holds a Master of Education and will receive the Master of Theology degree from Concordia University, Irvine, California, in May 2020. Kristin grew up in southern California and lived the past 10 years in Georgia. She is a long-distance runner and voracious reader.

# THE *Lord's* PRAYER

**Pray then like this:  
"Our Father in heaven,  
hallowed be your name.  
Your kingdom come, your will be done,  
on earth as it is in heaven.  
Give us this day our daily bread,  
and forgive us our debts,  
as we also have  
forgiven our debtors.  
And lead us not into  
temptation,  
but deliver us from evil.**

**Matthew 6:9-13 ESV**



# Lesson 1: God's Identity and Character

## "Our Father...Hallowed be thy Name"

**Summary:** Addressing God as "Our Father" reminds us that He cares for us as His children and calls us His own; we want children to take comfort in that knowledge.

As we say that God's name is holy, we acknowledge that God is holy, set apart, and sacred. We want to impart upon kids the importance of using the Lord's name with reverence, as they respect God's power and authority. This lesson includes suggested memory verse activities, games, and crafts, and group discussion questions.

**Gospel Connection:** Jesus taught His disciples to pray because He cared for them and wanted to provide them with a model for communication with their Heavenly Father. In the same way, we celebrate that this prayer is for us, too! Jesus gives us the tools to pray and helps when we don't know what to say and The Holy Spirit helps us when we don't know what to say.

**Memory Verse:** *Pray then like this: "Our Father in heaven, hallowed be your name.*

Matthew 6:9 ESV

**Additional Passages and Stories:** Romans 8:14-17, Galatians 4:4-7

## Memory Verse Activity:

Hand Motions

Suggested time: 5–10 minutes.

Supplies: None

Instructions:

- Help the kids memorize the verse by creating motions to go with it. Consider adapting sign language, or use the suggested movements provided below:

“Pray then like this (*Fold hands as though in prayer*)

‘Our Father in Heaven (*Briefly cross arms and point up towards Heaven*)

hallowed be (*Place arms in a cross shape*)

your name” (*Mime writing as though writing a name*)

- After teaching the hand motions to the kids, repeat the verse several times using the motions.

## Bonus Memory Verse Activity:

Fill in the blank.

Suggested time: 5–10 minutes

Supplies: chalkboard or dry-erase board, chalk or dry erase markers

Instructions:

- Write the whole memory verse on a chalkboard or dry erase board.
- Lead the kids in reading the verse aloud together, then erase a word or two. If your group developed motions for the verse, consider using them each time you say the verse.
- Lead the kids to re-read the verse, filling in the missing words. Then erase more words.
- Continue in this way until the verse is gone and the kids are reciting it from memory.



## Lesson Introduction Game:

Father, May I?

Suggested time: five minutes

Supplies: none

- Instruct the kids to all gather at one side of the room.
- Select one kid to be *Father* (or *Mother*) and stand at the opposite side of the room.
- The rest of the kids will take turns requesting permission to move in different ways towards the child who is *Father*. For example: "Father, may I take 3 giant steps forward?" or "Father, may I take 7 baby steps forward?"
- If the *Father* responds "Yes," the kid who made the request will move forward as suggested. Otherwise, the Father should respond by tweaking the request. For example: "No, but you may take 4 slow-motion steps."
- Each time a kid reaches the *Father* he will take over as Father in the next round.

LEADER: Sometimes we may think of prayer as *asking God for stuff and hoping He says yes*. We can ask for things in prayer, but prayer is much more than just asking God to do things for us or give us what we want. Today, we will learn about the many different reasons we pray to God, and a special example prayer Jesus taught to His disciples.



## Large Group Teaching:

Suggested time: 10–15 minutes

Discuss ways to communicate with other people. (talk on the phone, chat face to face, write letters or emails, through text messages or video clips, and so forth). Connect our interactions with friends and family to how we can talk with God. Say something like:

LEADER: Did you know God wants us to talk with Him? He does! Prayer is when we talk to God. We can talk to God about anything. God wants us to come to Him with our prayers, and He always listens to them. *(Pause to ask students about how and when they pray, acknowledging and commenting on responses.)*

LEADER: Sometimes it's tough to know just what to say when we talk to God. The good news is that there is no wrong way to talk to God. Additionally, He has given us a model to help us pray. Jesus' disciples asked Him how they should pray, and He provided an example that we can use for our prayers. We are going to take some time to look at each part of this special prayer that Jesus gave us, and we'll consider how we can use it to guide our prayers, too!

**Bible Passage:** Help the kids understand the background and context of this passage. Explain that Jesus had been talking with the disciples about how people talk to God in prayer. Some people thought it was important to look very special and important, so they tried to use big, fancy words when they prayed. But God doesn't need fancy words from us. He wants us to speak honestly about what is in our hearts, and He wants us to come to Him with anything and everything that matters to us.

*READ: "Beware of practicing your righteousness before other people in order to be seen by them, for then you will have no reward from your Father who is in heaven.*

*"Thus, when you give to the needy, sound no trumpet before you, as the hypocrites do in the synagogues and in the streets, that they may be praised by others. Truly, I say to you, they have received their reward. But when you give to the needy, do not let your left hand know what your right hand is doing, so that your giving may be in*

*secret. And your Father who sees in secret will reward you. "And when you pray, you must not be like the hypocrites. For they love to stand and pray in the synagogues and at the street corners, that they may be seen by others. Truly, I say to you, they have received their reward.*

Matthew 6:1-5

LEADER: What does it mean that these people already had their reward? (*Allow kids to respond*). Great answers. Jesus is explaining that prayer isn't showing off how holy or spiritual you are. If your goal when you pray is for other people to think you must be important to God, then you have missed the real purpose! For example, if you wanted to have an important conversation with your best friend, would you shout to each other in the hallway so everyone heard and thought *wow, they must be close friends!* No! You would probably have the conversation somewhere quiet and alone! Those words are between you and your friend. Our prayers to God are similar. Jesus went on to tell His disciples:

*READ: But when you pray, go into your room and shut the door and pray to your Father who is in secret. And your Father who sees in secret will reward you.*

Matthew 6:6

LEADER: God will see us and hear our prayers, wherever we are. It can be wonderful to pray with other people, but ultimately prayer is about communicating with God, not with other people.

Keep in mind, in this passage, Jesus tells us to "pray like this", not to pray exactly the words He provided. The Lord's Prayer prayer is an example to guide our praying. Think of it as a starting point, not a finish line! Jesus gave us some "opening lines" that we can consider when we approach God in prayer.

*READ: "And when you pray, do not heap up empty phrases as the Gentiles do, for they think that they will be heard for their many words. 8 Do not be like them, for your Father knows what you need before you ask him. 9 Pray then like this:*

*"Our Father in heaven, hallowed be your name.*

Matthew 6:7-9

ASK: What does it mean that God is our Father? *Guide kids to consider what it means to be a father. Our Earthly fathers love us, care for us, and provide for us. God does that and more. He gives us all that we need, and He wants us to come to Him when we have cares or concerns.*

*READ: For all who are led by the Spirit of God are sons of God. 15 For you did not receive the spirit of slavery to fall back into fear, but you have received the Spirit of adoption as sons, by whom we cry, "Abba! Father!" 16 The Spirit himself bears witness with our spirit that we are children of God, 17 and if children, then heirs— heirs of God and fellow heirs with Christ, provided we suffer with him in order that we may also be glorified with him.*

Romans 8:14-17

LEADER: God has adopted us into His family and calls us His own. He wants us to come to Him as beloved children. When this verse encourages us to call Him "abba", it's like calling God "Daddy." It may sound a little childish to you, but it's a picture of how close and special our relationship with God is. He makes us "heirs" meaning that He promises us His Heavenly kingdom one day. These are wonderful blessings to consider as we recall our place in God's family.

What does it mean that God's name should be *hallowed*? Hallowed means *treated as holy and very special*. God's holiness is like his perfection and glory as well as how different He is from all the people and things he has created. God is set apart. We worship God because only He deserves worship and because He created us for that purpose. Our lives are most meaningful when we chase after God's plans for our lives.

## Small Group Discussion and Prayer Suggestions:

Suggested time: 10–15 minutes

Discuss the following questions. Choose questions that are most appropriate for your group's age and attention level.

- What do you imagine a perfect father would be like?
- How is God like an earthly father?
- How is God better than an earthly father?
- When do you usually pray? When else could you pray?
- In what ways does our identity as children of God change how we behave?
- Why is it important to use God's name in respectful, loving ways?

Prayer time: This could be an "echo prayer" in which the kids repeat a line at a time, or simply a prayer given by the teacher/leader:

Dear God,

Thank you for loving us

Thank you for letting us communicate with you in prayer

You are a wonderful father

And we are honored to be your children

Help us to use your name respectfully

And to come to you in prayer

Thank you for listening to us

And giving us what we need

We love you, God!

In Jesus name, Amen!

## Hands-On Lesson Review: Praying hands

Suggested time: 5–10 minutes

Supplies: Cardstock, washable markers, scissors

- Distribute a sheet of cardstock and a washable marker to each kid.
- Demonstrate how to trace your hand onto the cardstock and help any younger kids who need assistance to do so.
- Instruct kids to write or draw a picture representing five possible parts of a prayer one on each finger, such as: praising God, expressing emotions to God, thanking God for His provision, praying for the needs of others, praying for your own needs, confessing sin, and so forth.
- Help the kids cut out their hand shapes.

LEADER: Any time we talk to God, it is a prayer. God loves us and wants to hear from His children. We pray for many different reasons. You can pray to tell God how wonderful He is. You can pray to tell God when you feel happy, sad, angry, or confused. You can pray to confess sin to God. Prayer is an important part of growing closer to God. Use these hand cut-outs to remind yourself of all the different reasons you can pray!

## Bonus Activity: Prayer Sandwiches (Snack)

Suggested time: 5–10 minutes

Supplies: snack sandwich ingredients, such as crackers, cheese, deli meat, etc.

- Hang a notice outside the classroom so that parents are aware of any allergens, such as wheat, dairy, peanuts, or soy, that kids might be exposed to if you use this activity.
- Provide elements kids might use in a snack sandwich, like crackers, cheese, deli meat, etc.
- Allow the kids to make their own custom snack sandwiches and eat them while you review the lesson.

LEADER: Sandwiches can come in all shapes and sizes, and with all kinds of ingredients in the middle. You could make a cracker sandwich, a peanut butter and jelly sandwich, a ham and cheese sandwich... What are some other kinds of sandwiches you can think of? *[Allow kids to respond.]* Sure, those sound delicious! This is kind of like prayer. There are lots of things that can go into a prayer, and your prayers may look a little different each time you talk to God. The Lord's Prayer gives us an example of how we can pray, but as long as we are speaking honestly to God about what's in our hearts, there's not a wrong way to pray!

## A Note for Parents:

When and how do you pray? Prayer is one of the most beautiful and essential gifts that our Heavenly Father gives us, but sometimes we easily get out of the practice of regular prayer. Aside from meal time or bedtime prayers, how can we communicate with our kids the importance of a strong prayer life?

Over the next few weeks, we will be discussing the Lord's Prayer in Sunday School. As we go through each part, we'll talk about what it means and how we can put the Lord's Prayer in our own words. God gives us this tool to connect us to Him, and kids can use it, too!

As we go through these lessons, spend some time at home talking about prayer principles that will be discussed, and putting them into practice. Some possible suggestions for conversation and activity include:

- Why do you think God wants us to pray?
- How is talking to our Heavenly Father different from talking to our Earthly Father?
- What kinds of things should we pray about?
- How can we establish a family prayer time routine?
- Make a list of prayer requests for people your family knows. Hang it in a prominent spot to be viewed and prayed over regularly.
- What can you thank God for today? How can you praise God with prayer?

Review and discuss the lesson with your children regularly. You might already have a daily devotion time for the family. If so, great! If not, perhaps it is time to institute one. Or you can simply find a normal "lull" in the day and plug in some of these topics...perhaps right before or after dinner, or in the car if you spend time traveling to activities. Remember that training up a child is a constant task...but also the most rewarding and significant one we can have! 😊



## Craft: "Prayer Chain"

### You will need:

- Construction paper or card stock
- Crayons, markers, or pens
- Stapler or tape
- Scissors



### Procedure:

1. Cut several pieces of colored paper into strips.
2. On each strip, write a name or a topic of prayer need. Items of praise and thanksgiving are great, too!
3. Add extra decorations if desired.
4. Loop the strips together and staple to create a chain.
5. Hang the chain in a prominent spot to remember to pray!



## Craft: "Prayer Telephone"

### You will need:

- Construction Paper or card stock
- Stickers or decorative supplies
- Scissors
- Glue and/or tape
- Cotton or cloth (optional)
- Styrofoam or plastic cups
- Paper towel tube



### Procedure:

1. If desired, wrap cotton or cloth around part of the tube to form a handle or sorts.
2. Decorate the rest of the tube with verse captions, stickers, and other decorations.
3. Cut the end off of each cup. Attach the cups to both sides of the tube.
4. Add extra decorations to the cups, as well as additional captions as desired.
5. Use the tube to speak prayers, and use the cups to "listen" as well!

## Suggested Bible Story & Video Content Online

To supplement our material, we suggest the following online resources. We are including content that is “safe for church use” to the best of our knowledge. You are encouraged to visit the content creators if you feel led to support their ministry.

[God's Story: Prayer](#) from CrossRoads Kids Club

[https://youtu.be/ZrdIXOk\\_QdQ](https://youtu.be/ZrdIXOk_QdQ)

[Jesus Prays](#) from Saddleback Kids

<https://youtu.be/bsUCJDRNHio>

[MOTIONS \(The Lord's Prayer\)](#) from Saddleback Kids

<https://youtu.be/ZqQMxMWXJ7E>

[How to Pray](#) from Douglas Talks

<https://youtu.be/ZhyvL0QFKHc>

[The Lord's Prayer | Explaining the the Lord's Prayer for kids](#) from Douglas Talks

[https://youtu.be/69JT4zsV\\_uY](https://youtu.be/69JT4zsV_uY)

[Children's Sermon on the Lord's Prayer \(Luke 11:1-13\)](#) from Ministry-To-Children.com

<https://youtu.be/i4ZuS2LXHPs>

[Craft Ideas: Jesus Gives us Tools to Pray](#) from Ministry-To-Children.com

<https://youtu.be/3EsJvQ47j0I>

[Children Pray the Lord's Prayer](#) from Zondervan

<https://youtu.be/wlBK97Q4Ae8>


Pray then like this:

Our Father in heaven, hallowed be your name.



# Lesson 1 Coloring Fun!

Our Father in heaven, hallowed be your name. -Matthew 6:9 ESV




# Lesson 1

## Missing Words

**Write the missing words. Color the picture.**

Our \_\_\_\_\_ in heaven, \_\_\_\_\_ be  
your \_\_\_\_\_.

-Matthew 6:9 ESV



**Write your own prayer in the given space.**

---

---

---